


How to buy Downloadable Content (DLC) from within the game -





PlayStation®3 computer
entertainment system:

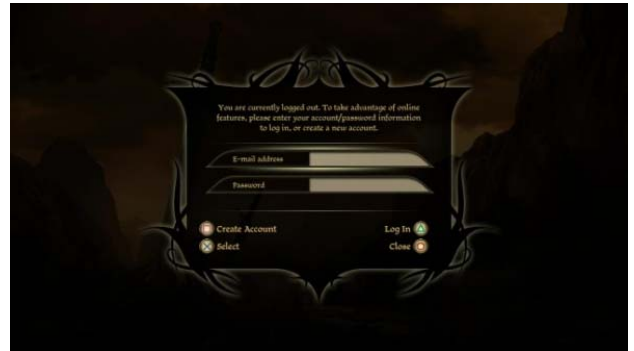
DLC for Dragon Age: Origins on the PlayStation 3 system can be purchased directly from within the game.



1. Make sure you have a PlayStation Network account, and that you are logged into that account on your PlayStation 3 system.
 - a. For details on how to create a PlayStation Network account, or to log into the PlayStation Network with it, please refer to your PlayStation 3 system manual or the www.playstation.com website.
2. Make sure you have an EA online account.
 - a. For a walkthrough on how to create your account, visit www.dragonage.com/addon/.
3. Log in to the Dragon Age Servers with your EA online account
 - a. On the Main Menu, press the  button to 'Sign In to Dragon Age Servers'.



How to buy DLC from within the game (PlayStation 3 system)

- b. At the Log In screen, use the  or  Up/Down and press the  button on the E-mail address field.
 - c. At the on-screen keyboard, enter your account's email address.
 - d. Repeat the process to enter your Password.
 - e. Press the  button to Log In.
4. Select the 'Downloadable Content' option from the Main Menu.

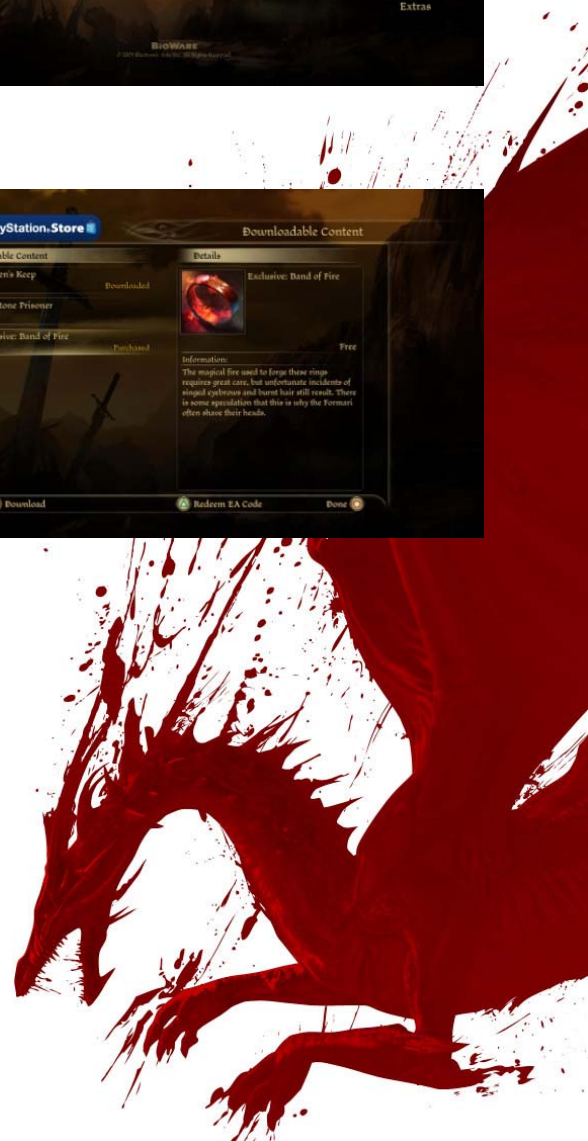



5. Under the 'Available Content' heading, you will see a list of DLC content available.
6. Review the content with  or  Up/Down. You will see a detailed description on the right hand side of the window.





How to buy DLC from within the game (PlayStation 3 system)

©2009 Electronic Arts Inc. All Rights Reserved.



7. Press  to 'Download' the item. The game will exit to the PlayStation Network Store.
 - a. **IMPORTANT:** Some DLC content (such as 'The Stone Prisoner') is available for FREE through an EA promotional code which is included in each new box of Dragon Age: Origins. Make sure you check inside your game box and use the FREE code where this is available. **This is not the same as the Sony PS3 Voucher feature on the PlayStation Network Store, and these codes are not compatible with that system.**
 - b. For a walkthrough on how to redeem an EA promotional code from within the game, visit www.dragonage.com/addon/.
 - c. To learn how to redeem an EA promotional code from the Social website, visit www.dragonage.com/addon/.

8. If you are sure you do not have a FREE code for this item, review the details on the PlayStation Network Store and press  to select the 'Buy Now' option. Follow the on-screen instructions to confirm your purchase and begin the download. Wait for the content to complete downloading before proceeding.

9. Once the download is complete, keep pressing  to Back out of the PlayStation Network Store. Once you exit the PlayStation Network Store, the game will automatically restart.

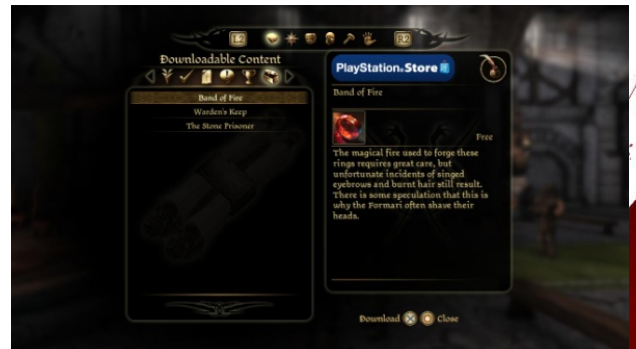


- At the Main Menu of the game, select the Downloadable Content option. You should now notice that the content you just downloaded now says 'Downloaded'.



- To play this content, return to the Main Menu and start a New Game, Resume your last game, or Load a previous save game.

- Follow the instructions in your Quest Journal for how to access the DLC content you just installed.



"PlayStation" and the "PS" Family logo are registered trademarks of Sony Computer Entertainment Inc.

How to buy DLC from within the game (PlayStation 3 system)

©2009 Electronic Arts Inc. All Rights Reserved.

